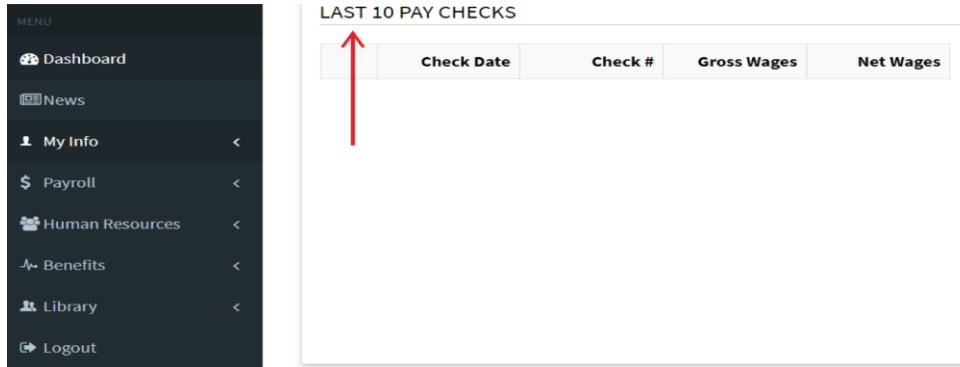
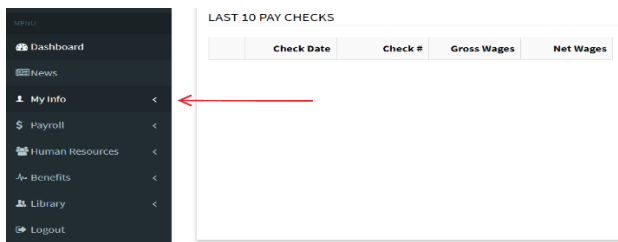


How Do I View My Paystubs in Thinkware?

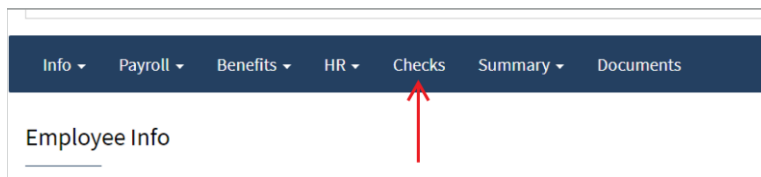
- Once you login to the Thinkware software, your last 10 Pay stubs will be on the front page



- To view more pay stubs, click on “My information” on the left of the screen. It’ll drop down then click “Info”.



- Then on the toolbar going across the screen on the next page. Click on “Checks”



On that next page you should see your paystubs. If you don't see the stub you're looking for, at the bottom left corner, you can change the page.

